

CareView Dashboard Training Guide

Overview

CareView Dashboards are an alternative to handwritten unit grease boards that will be replacing the Showboards used at Augusta Health. A single screen combines multiple streams of data, ADT information, staff assignments and patient attributes based off orders and clinical documentation through Cerner Millennium. The dashboards are intended to be VIEW ONLY.

Each inpatient unit will have a standard view approved by Augusta Health with information pertinent to their individual unit. There are 2 different dashboard views: Adult Med/Surg & ICU and Pediatrics.

Unit Header

Will display unit and date and time.

4S

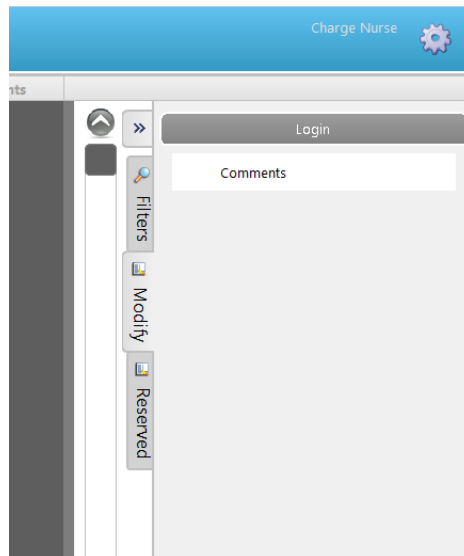
Sep 19, 2018 2:02 PM

Dashboard Columns

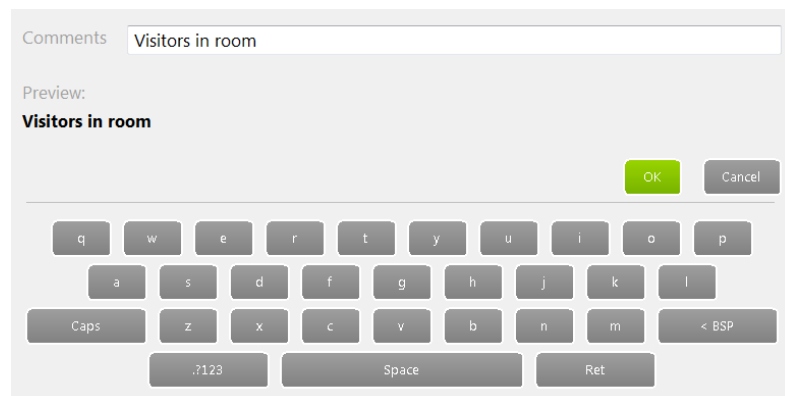
The following columns will be displayed on each unit dashboard:

- **Room:** The room will be displayed in this column. If the room is occupied, the row will be shaded light blue. If the room is available/blocked/out of service/dirty/cleaning, the room will be shaded grey.
- **Status:** Bed Status will appear in this column. It will match the bed status displayed in Capacity Management. If there is an incoming patient, a Transfer icon or PreAdmit icon will display with slash marks to indicate a reserved room.
 - Available: Av.
 - Occupied: Oc.
 - Blocked: B.
 - Dirty: D.
 - Cleaning: C
 - Out of Service: O
- **Name:** Patient name will display in this column. Patient name will appear in the following format: **First Initial, Last Initial**. Males will display blue, females will display pink. And unknown gender will display grey.
- **Attending:** The Attending Physician will be pulled in through PowerChart.
- **Nurse:** The Nurse name will be pulled in through Assignment Manager (Clairvia). The name will appear in the following format: **First Name, Last Initial**.
- **Hospital Service:** The hospital service will pull in from registration.
- **Patient Status (Pt. Status):** The Patient Status will pull in from registration.
 - **Inpatient:** Green
 - **Outpatient:** Blue
 - **Observation:** Orange
 - **Emergency:** Black
- **Admit Date:** The Admit Date will pull in from registration.

- **Targeted Discharge Date:** Based off the Anticipated Discharge Date. Once the Anticipated Discharge date is exceeded, the date in the column will turn red.
- **LOS:** Length of Stay will pull in from registration.
- **Patient Attributes:** Icons used to display certain patient indicators or characteristics based on their encounter (see attached CareView Dashboard Icons page for list of icons used)
- **Milestones:** Will display any pending milestones from Capacity Management (Transfer, Transport, Custodial Services and Discharge).
- **Comments:** Manual column to enter comments associated to a patient. Can be used by users who have access to the CareView Dashboard application via their desktop (Nurse Managers, DBAs).
 - **Adding Comments (Nurse Managers ONLY)**
 - Open the desired CareView Dashboard on your PC. Select the “Modify” tab on the right side of the screen. Make sure the toolbar is expanded.



















- Select the patient on the dashboard you would like to add a comment for. It will then highlight the patient row on your screen.
- Click the “Comments” box on the right side of your screen. A dialog box will appear to enter your comment. Click OK. Comment should appear on patient row under “Comments” column.


















CareView Downtime Procedures:

If there is downtime for CareView Dashboard, refer to Capacity Management for necessary patient information on the unit.

CareView Dashboard Icon List

Attribute	Icon	Source
Aspiration Precautions		Order
Airborne Precautions		Order
Alcohol Withdrawal		Order
Bleeding Precautions		Order
Braden		Order & Documentation
Braden Q		Order & Documentation
Central Line Insertion		Order
Contact Precautions		Order
Contemplated Discharge		Order
DNR/All-Natural Death		Order
Droplet Precautions		Order
Enteric Precautions		Order
Falls Risk		Order
Foley		Order
Has Allergies		Documentation
HIP Precautions		Order

Attribute	Icon	Source
Latex Allergy		Order
Left & Right Blood Pressure Alerts		Order
MEWS Score		Documentation
Neutropenic Precautions		Order
No Allergies Charted		Documentation
No Known Allergies		Documentation
NPO		Order
PEWS Score		Documentation
Restraints		Order
Seizure Precautions		Order
Sitter		Order
Specialty Bed		Order
TED Hose/SCDs		Order
Telemetry		Order
Thrombocytopenia		Order